






Particulars	UACS CODE	Appropriations				Allotments				Current Year Obligations					Current Year Disbursements					BALANCES		
		Authorized Appropriations	Adjustments (Transfer To / From / Realignment)	Adjusted Appropriations	Allotments Received	Adjustments (Withdrawal / Realignment)	Transfer To	Transfer From	Adjusted Total Allotments	1st Quarter	2nd Quarter	3rd Quarter	4th Quarter	Total	1st Quarter	2nd Quarter	3rd Quarter	4th Quarter	Total	Unreleased Appropriations	Unobligated Allotment	Due and Demandable / Accounts Payable
										Ending	Ending	Ending	Ending		Ending	Ending	Ending	Ending				
1	2	3	4	5=[3+(-)4]	6	7	8	9	10=[{(6+(-)7)-8+9}]	11	12	13	14	15=(11+12+13+14)	16	17	18	19	20=(16+17+18+19)	21=(5-10)	22=(10-15)	23
RLIP				-	-				-					-					-	-	-	-
Sub-Total, Automatic Appropriations				-	-				-					-					-	-	-	-
PS				-	-				-					-					-	-	-	-
MOOE				-	-				-					-					-	-	-	-
Fin Exp. (if applicable)				-	-				-					-					-	-	-	-
CO				-	-				-					-					-	-	-	-
III. Special Purpose Fund (Please specify)																						
MPBF-PS Pension and Gratuity Fund	50100000 00 50104010 01			-	-				-					-					-	-	-	-
Sub-Total, Special Purpose Fund				-	-				-					-					-	-	-	-
PS				-	-				-					-					-	-	-	-
MOOE				-	-				-					-					-	-	-	-
Fin Exp. (if applicable)				-	-				-					-					-	-	-	-
CO				-	-				-					-					-	-	-	-
<b>GRAND TOTAL</b>		5,970,645.95	(5,283,355.00)	687,290.95	687,290.95	-	-	-	687,290.95	635,997.00	-	-	-	635,997.00	106,041.00	300,656.00	192,800.00	36,500.00	635,997.00	-	51,294.59	-
PS		-	-	-	-				-	-	-	-	-	-	-	-	-	-	-	-	-	-
MOOE		932,645.59	(245,354.00)	687,291.59	687,291.59				687,291.59	635,997.00	-	-	-	635,997.00	106,041.00	300,656.00	192,800.00	36,500.00	635,997.00	-	51,294.59	-
Fin Exp. (if applicable)		5,038,000.36	(5,038,001.00)	(0.64)	(0.64)				(0.64)	-	-	-	-	-	-	-	-	-	-	-	-	-
CO		480,809.09	(128,141.00)	625,715.09	335,903.09	-	-	-	335,903.09	284,608.71	-	-	-	284,608.71	52,911.00	-	195,197.71	36,500.00	284,608.71	289,812.00	78,204.99	-
Recapitulation by MFO:																						
MFO 1		229,653.48	(26,911.00)	256,564.48	202,742.48				202,742.48	178,358.71	-	-	-	178,358.71	22,661.00	-	119,197.71	36,500.00	178,358.71	53,822.00	51,294.38	-
MFO 2		82,943.22	(782.00)	83,725.22	82,161.22				82,161.22	25,000.00	-	-	-	25,000.00	-	-	25,000.00	-	25,000.00	1,564.00	57,161.22	-
MFO 3		125,644.61	(117,213.00)	242,857.61	8,431.61				8,431.61	55,250.00	-	-	-	55,250.00	30,250.00	-	25,000.00	-	55,250.00	234,426.00	(46,818.39)	-
MFO 4		42,567.78	-	42,567.78	42,567.78				42,567.78	26,000.00	-	-	-	26,000.00	-	-	26,000.00	-	26,000.00	-	16,567.78	-
OF WHICH: Major Programs/Projects		480,809.09												284,608.71 45,289,447.49 45,554,056.20								
KRA No. 2 - Poverty Reduction and Empowerment of the Poor and Vulnerable		5,970,645.95	(5,283,355.00)	687,290.95	687,290.95	-	-	-	687,290.95	635,997.00	-	-	-	635,997.00	106,041.00	300,656.00	192,800.00	36,500.00	635,997.00	-	51,294.59	-

Certified Correct:  
  
 ELBERA MAYUR TEOFILO  
 Budget Officer  
 Date: \_\_\_\_\_

Certified Correct:  
  
 JOHN ERWIN C. PANLILIO  
 Chief Accountant  
 Date: \_\_\_\_\_

Approved By:  
  
 DR. MYRNA G. MALLARI  
 President  
 Date: \_\_\_\_\_